

The Dalles Dam Fish Ladder Auxiliary Water System Vibration Monitoring:
Daily Report (10/17/2017 – 10/18/2017)

1. Duration (seconds) over threshold and trigger level at three locations during the constructions period (6PM to 6AM)

	Location 1	Location 2	Location 3
Over threshold	0	0*	0

* There is a one-second measurement over threshold at location 2 at 17:10:43, 10/17/2017, about 50 minutes before the construction started.

2. Correlation with construction activities

	Location 1	Location 2	Location 3
Correlation coefficient	N/A	N/A	N/A

3. Accelerations at three locations.

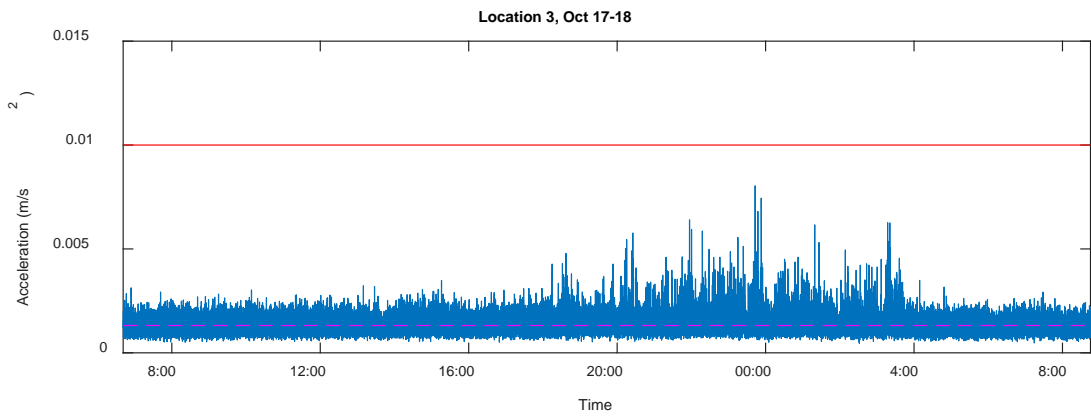
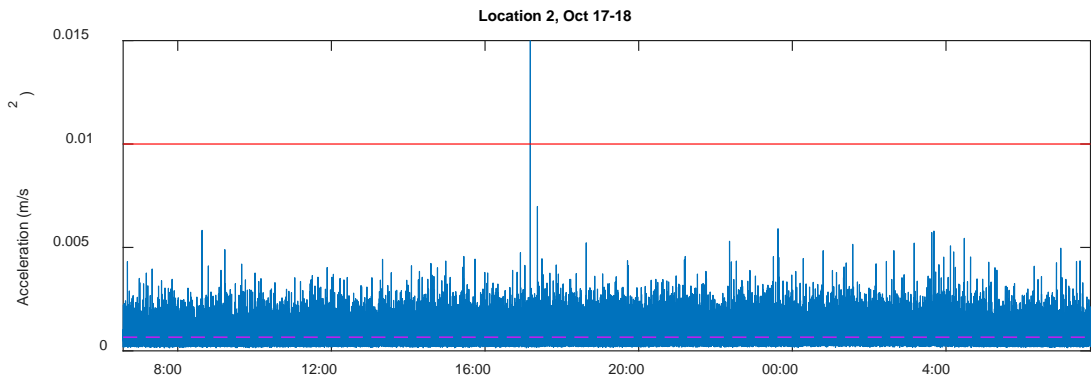
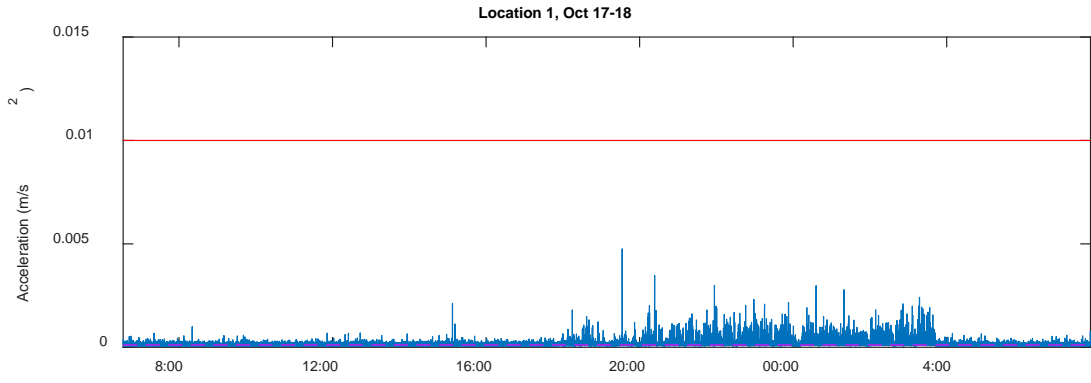


Figure 1: RMS particle accelerations at Location 1, 2 and 3 on October 17-18, 2017. The magenta dash line represents the mean baseline rms particle acceleration calculated from October 5 to 16 at each location. The red line shows the 0.01 m/s² threshold of the RMS particle acceleration.